

**Format of Holding of Specified securities**

1. Name of Listed Entity:
2. Scrip Code/Name of Scrip/Class of Security:SGR,,
3. Share Holding Pattern Filed under: Reg. 31(1)(a)/Reg.31(1)(b)/Reg.31(1)(c)
  - a. if under 31(1)(b) then indicate the report for quarter ending
  - b. if under 31(1)(c) then indicate date of allotment/extinguishment
4. Declaration : The Listed entity is required to submit the following declaration to the extent of submission of information:

SAGARSOFT (INDIA) LIMITED  
EQUITY SHARES

30/06/2018

Particulars		YES*	NO*
a	Whether the Listed Entity has issued any partly paid up shares		✓
b	Whether the Listed Entity has issued any Convertible Securities or Warrants?		✓
c	Whether the Listed Entity has any shares against which depository receipts are issued?		✓
d	Whether the Listed Entity has any shares in locked-in?		✓
e	Whether any shares held by promoters are pledge or otherwise encumbered?		✓

\*if the Listed Entity selects the option 'NO' for the questions above, the columns for the partly paid up shares, Outstanding Convertible Securities/Warrants, depository receipts, locked-in shares, No of shares pledged or otherwise encumbered by promoters, as applicable, shall not be displayed at the time of dissemination on the Stock Exchange website. Also wherever there is 'No' declared by Listed entity in above table the values will be considered as 'Zero' by default on submission of the format of holding of specified securities.

- 5 The tabular format for disclosure of holding of specified securities is as follows:

For SAGARSOFT (INDIA) LIMITED


  
J. RAJA REDDY  
COMPANY SECRETARY

Table I - Summary Statement holding of specified securities

Category	Category of Shareholder	No of Share holders	No of fully paid up equity shares held	No of Partly paid-up equity shares held	No of Shares Underlying Depository Receipts	Total No of Shares held (VII) = (IV)+(V)+(VI)	Shareholding as a % of total no of shares (As a % of (A+B+C2))	Number of Voting Rights held in each class of securities			No of Shares Underlying Outstanding convertible securities (Including Warrants)	Shareholding as a % assuming full conversion of convertible Securities (as a percentage of diluted share capital)	Number of Locked in Shares		Number of Shares pledged or otherwise encumbered		Number of equity shares held in dematerialized form	
								No of Voting Rights	Total as a % of (A+B+C)				No.	As a % of total Shares held	No.	As a % of total Shares held		
(I)	(II)	(III)	(IV)	(V)	(VI)	(VII)	(VIII)	Class X	Class Y	Total	(X)	(XI)	(XII)		(XIII)	(XIV)		
(A)	Promoter & Promoter Group	12	2878924	0	0	2878924	51.78	2878924	0	2878924	51.78	0	51.78	0	0.00	0	0.00	2878924
(B)	Public	2444	2681076	0	0	2681076	48.22	2681076	0	2681076	48.22	0	48.22	0	0.00	NA	NA	2314021
(C)	Non Promoter-Non Public																	
(C1)	Shares underlying DRs	0	0	0	0	0	NA	0	0	0	0.00	0	NA	0	0.00	NA	NA	0
(C2)	Shares held by Employees Trusts	0	0	0	0	0	0.00	0	0	0	0.00	0	0.00	0	0.00	NA	NA	0
	Total:	2456	5560000	0	0	5560000	100.00	5560000	0	5560000	100.00	0	100.00	0	0.00	0	0.00	5192945

For SAGARSOFT (INDIA) LIMITED


  
 J. RAJA REDDY  
 COMPANY SECRETARY

Table II - Statement showing shareholding pattern of the Promoter and Promoter Group

Category	Category & Name of the Shareholder	PAN	No of Share holders	No of paid up equity shares held	No of Partly paid-up equity shares held	No of Shares Underlying Depository Receipts	Total No of Shares Held (IV+V+VI)	Shareholding as a % of total no of shares (calculated as per SCRR, 1957 (VIII) As a % of (A+B+C2)	Number of Voting Rights held in each class of securities			No of Shares Underlying Outstanding convertible securities (Including Warrants)	Shareholding as a % assuming full conversion of convertible Securities (as a percentage of diluted share capital) (VII)+(X) As a % of (A+B+C2)	Number of Locked in Shares		Number of Shares pledged or otherwise encumbered		Number of equity shares held in dematerialized form	
									No of Voting Rights		Total as a % of (A+B+C)			No.	As a % of total Shares held	No.	As a % of total Shares held		
									Class X	Class Y									Total
(I)	(II)	(III)	(IV)	(V)	(VI)	(VII)	(VIII)	(IX)			(X)	(XI)	(XII)		(XIII)	(XIV)			
(1)	Indian																		
(a)	Individuals/Hindu undivided Family		12	2878924	0	0	2878924	51.78	2878924	0	2878924	51.78	0	51.78	0	0.00	0	0.00	2878924
	W MALATHI	AAF PW8638M	1	120900	0	0	120900	2.17	120900	0	120900	2.17	0	2.17	0	0.00	0	0.00	120900
	N MADHAVI	ABQP N7086A	1	116400	0	0	116400	2.09	116400	0	116400	2.09	0	2.09	0	0.00	0	0.00	116400
	PRODDHUTOORI SUCHARITHA REDDY	AEHPP6429F	1	105200	0	0	105200	1.89	105200	0	105200	1.89	0	1.89	0	0.00	0	0.00	105200
	PRODDHUTOORI SUDARSHAN REDDY	AEHPP6430Q	1	50000	0	0	50000	0.90	50000	0	50000	0.90	0	0.90	0	0.00	0	0.00	50000
	POODHUTURU RAJITH REDDY	AEKPP1908G	1	50000	0	0	50000	0.90	50000	0	50000	0.90	0	0.90	0	0.00	0	0.00	50000
	S ANAND REDDY	AGQPS1886A	1	152200	0	0	152200	2.74	152200	0	152200	2.74	0	2.74	0	0.00	0	0.00	152200
	S VANAJATHA	AGQPS1887B	1	147100	0	0	147100	2.65	147100	0	147100	2.65	0	2.65	0	0.00	0	0.00	147100
	SREEKANTH REDDY SAMMIDI	AGQPS1888Q	1	1154500	0	0	1154500	20.76	1154500	0	1154500	20.76	0	20.76	0	0.00	0	0.00	1154500
	M RADHIKA REDDY	AJOPM2945F	1	55200	0	0	55200	0.99	55200	0	55200	0.99	0	0.99	0	0.00	0	0.00	55200
	S ARUNA	AJWPS3568C	1	118400	0	0	118400	2.13	118400	0	118400	2.13	0	2.13	0	0.00	0	0.00	118400
	S VEERA REDDY	ALCPS2687J	1	180200	0	0	180200	3.24	180200	0	180200	3.24	0	3.24	0	0.00	0	0.00	180200
	S RACHANA	ALQPS4523B	1	628824	0	0	628824	11.31	628824	0	628824	11.31	0	11.31	0	0.00	0	0.00	628824
(b)	Central Government/State Government(s)		0	0	0	0	0	0.00	0	0	0	0.00	0	0.00	0	0.00	0	0.00	0
(c)	Financial Institutions/Banks		0	0	0	0	0	0.00	0	0	0	0.00	0	0.00	0	0.00	0	0.00	0
(d)	Any Other		0	0	0	0	0	0.00	0	0	0	0.00	0	0.00	0	0.00	0	0.00	0
	Sub-Total (A)(1)		12	2878924	0	0	2878924	51.78	2878924	0	2878924	51.78	0	51.78	0	0.00	0	0.00	2878924
(2)	Foreign																		
(a)	Individuals (Non-Resident Individuals/ Foreign Individuals		0	0	0	0	0	0.00	0	0	0	0.00	0	0.00	0	0.00	0	0.00	0
(b)	Government		0	0	0	0	0	0.00	0	0	0	0.00	0	0.00	0	0.00	0	0.00	0
(c)	Institutions		0	0	0	0	0	0.00	0	0	0	0.00	0	0.00	0	0.00	0	0.00	0
(d)	Foreign Portfolio Investor		0	0	0	0	0	0.00	0	0	0	0.00	0	0.00	0	0.00	0	0.00	0
(e)	Any Other		0	0	0	0	0	0.00	0	0	0	0.00	0	0.00	0	0.00	0	0.00	0
	Sub-Total (A)(2)		0	0	0	0	0	0.00	0	0	0	0.00	0	0.00	0	0.00	0	0.00	0
	Total Shareholding of Promoter and Promoter Group (A)=(A)(1)+(A)(2)		12	2878924	0	0	2878924	51.78	2878924	0	2878924	51.78	0	51.78	0	0.00	0	0.00	2878924

For SAGARSOFT (INDIA) LIMITED


  
 J. RAJA REDDY  
 COMPANY SECRETARY

Table III - Statement showing shareholding pattern of the Public shareholder

Category	Category & Name of the Shareholder	PAN	No of Share holders	No of fully paid up equity shares held	No of Partly paid-up equity shares held	No of Shares Underlying Depository Receipts	Total No of Shares Held (IV+V+VI)	Share holding as a % of total no of shares (A+B+C2)	Number of Voting Rights held in each class of securities			No of Shares Underlying Outstanding convertible securities (Including Warrants)	Share holding as a % assuming full conversion of convertible Securities (as a percentage of diluted share capital)	Number of Locked in Shares		Number of Shares pledged or otherwise encumbered		Number of equity shares held in dematerialized form	
									No of Voting Rights					No.	As a % of total Shares held	No.	As a % of total Shares held		
									Class X	Class Y	Total								
	(I)	(II)	(III)	(IV)	(V)	(VI)	(VII)	(VIII)	(IX)			(X)	(XI)	(XII)		(XIII)	(XIV)		
(1)	Institutions																		
(a)	Mutual Funds		0	0	0	0	0	0.00	0	0	0	0.00	0	0.00	0	0.00	NA	NA	0
(b)	Venture Capital Funds		0	0	0	0	0	0.00	0	0	0	0.00	0	0.00	0	0.00	NA	NA	0
(c)	Alternate Investment Funds		0	0	0	0	0	0.00	0	0	0	0.00	0	0.00	0	0.00	NA	NA	0
(d)	Foreign Venture Capital Investors		0	0	0	0	0	0.00	0	0	0	0.00	0	0.00	0	0.00	NA	NA	0
(e)	Foreign Portfolio Investors		0	0	0	0	0	0.00	0	0	0	0.00	0	0.00	0	0.00	NA	NA	0
(f)	Financial Institutions/Banks		2	413300	0	0	413300	7.43	413300	0	413300	7.43	0	7.43	0	0.00	NA	NA	413300
	The Madhavpura Mercantile Co-op Bank Ltd	AAAAT5863H	1	400000	0	0	400000	7.19	400000	0	400000	7.19	0	7.19	0	0.00	NA	NA	400000
(g)	Insurance Companies		0	0	0	0	0	0.00	0	0	0	0.00	0	0.00	0	0.00	NA	NA	0
(h)	Provident Funds/Pension Funds		0	0	0	0	0	0.00	0	0	0	0.00	0	0.00	0	0.00	NA	NA	0
(i)	Any Other																		
	Sub Total (B)[1]		2	413300	0	0	413300	7.43	413300	0	413300	7.43	0	7.43	0	0.00	NA	NA	413300
(2)	Central Government/State Government(s)/ President of India		0	0	0	0	0	0.00	0	0	0	0.00	0	0.00	0	0.00	NA	NA	0
	Sub Total (B)[2]		0	0	0	0	0	0.00	0	0	0	0.00	0	0.00	0	0.00	NA	NA	0
(3)	Non-Institutions																		
(a)	i. Individual shareholders holding nominal share capital up to Rs.2 lakhs		2321	1526960	0	0	1526960	27.46	1526960	0	1526960	27.46	0	27.46	0	0.00	NA	NA	1159905
	ii. Individual shareholders holding nominal share capital in excess of Rs. 2 Lakhs		6	243792	0	0	243792	4.38	243792	0	243792	4.38	0	4.38	0	0.00	NA	NA	243792
(b)	NBFCs Registered with RBI		0	0	0	0	0	0.00	0	0	0	0.00	0	0.00	0	0.00	NA	NA	0
(c)	Employee Trusts		0	0	0	0	0	0.00	0	0	0	0.00	0	0.00	0	0.00	NA	NA	0
(d)	Overseas Depositories (Holding DRs) (Balancing figure)		0	0	0	0	0	0.00	0	0	0	0.00	0	0.00	0	0.00	NA	NA	0
(e)	Any Other																		
	NON RESIDENT INDIANS		10	9736	0	0	9736	0.18	9736	0	9736	0.18	0	0.18	0	0.00	NA	NA	9736
	CLEARING MEMBERS		21	6474	0	0	6474	0.12	6474	0	6474	0.12	0	0.12	0	0.00	NA	NA	6474
	NON RESIDENT INDIAN NON REPATRIABLE		11	4581	0	0	4581	0.08	4581	0	4581	0.08	0	0.08	0	0.00	NA	NA	4581
	BODIES CORPORATES		73	476233	0	0	476233	8.57	476233	0	476233	8.57	0	8.57	0	0.00	NA	NA	476233
	TWINVEST FINANCIAL SERVICES LTD	AAACT7514R	1	238306	0	0	238306	4.29	238306	0	238306	4.29	0	4.29	0	0.00	NA	NA	238306
	Sub Total (B)[3]		2442	2267776	0	0	2267776	40.79	2267776	0	2267776	40.79	0	40.79	0	0.00			1900721
	Total Public Shareholding (B) = (B)(1)+(B)(2)+(B)(3)		2444	2681076	0	0	2681076	48.22	2681076	0	2681076	48.22	0	48.22	0	0.00			2314021

For SAGARSOFT (INDIA) LIMITED



  
J. RAJA REDDY  
COMPANY SECRETARY

Table IV - Statement showing shareholding pattern of the Non Promoter - Non Public Shareholder

Category	Category & Name of the Shareholder	PAN	No of Share holders	No of fully paid up equity shares held	No of Partly paid-up equity shares held	No of Shares Underlying Depository Receipts	Total No of Shares Held (IV+V+VI)	Share holding as a % of total no of shares (A+B+C2)	Number of Voting Rights held in each class of securities			No of Shares Underlying Outstanding convertible securities (Including Warrants)	Share holding as a % assuming full conversion of convertible Securities (as a percentage of diluted share capital)	Number of Locked in Shares		Number of Shares pledged or otherwise encumbered		Number of equity shares held in dematerialized form	
									No of Voting Rights	Total as a % of (A+B+C)				No.	As a % of total Shares held	No.	As a % of total Shares held		
	(I)	(II)	(III)	(IV)	(V)	(VI)	(VII)	(VIII)	Class X	Class Y	Total	(X)	(XI)	(XII)	(XIII)	(XIV)			
(1)	Custodian/DR Holder		0	0	0	0	0	0.00	0	0	0	0.00	0	0.00	0	0.00	NA	NA	0
(2)	Employee Benefit Trust (under SEBI (Share based Employee Benefit) Regulations 2014)		0	0	0	0	0	0.00	0	0	0	0.00	0	0.00	0	0.00	NA	NA	0
	<b>Total Non-Promoter-Non Public Shareholding</b> <b>(C) = (C)(1)+(C)(2)</b>		<b>0</b>	<b>0</b>	<b>0</b>	<b>0</b>	<b>0</b>	<b>0.00</b>	<b>0</b>	<b>0</b>	<b>0</b>	<b>0.00</b>	<b>0</b>	<b>0.00</b>	<b>0</b>	<b>0.00</b>			<b>0</b>

For SAGARSOFT (INDIA) LIMITED

  
J. RAJAREDDY  
COMPANY SECRETARY

Details of the shareholders acting as persons in Concert including their Shareholding:			
Name of Shareholder	Name of PAC	No of shares	Holding%
<b>Total:</b>		<b>0</b>	<b>0</b>

For SAGARSOFT (INDIA) LIMITED

  
 J. RAJA REDDY  
 COMPANY SECRETARY