


Introductory sub-table (I)(a)

Name of the Company:		SAGARSOFT (INDIA) LIMITED		
Scrip Code, Name of the scrip, class of security:		SAGARSOFT - EQUITY		
Quarter ended:		30th September 2013		
Partly paid-up shares:-	No. of partly paid-up shares	As a % of total no. of partly paid-up shares	As a % of total no. of shares of the company	
Held by promoter/promoter group	Nil	Nil	Nil	
Held by public	Nil	Nil	Nil	
<b>Total - D</b>	Nil	Nil	Nil	
<b>Outstanding convertible securities:-</b>	<b>No. of outstanding securities</b>	<b>As a % of total no. of outstanding convertible securities</b>	<b>As a % of total no. of shares of the company, assuming full conversion of the convertible securities</b>	
Held by promoter/promoter group	Nil	Nil	Nil	
Held by public	Nil	Nil	Nil	
<b>Total - E</b>	Nil	Nil	Nil	
<b>Warrants:-</b>	<b>No. of warrants</b>	<b>As a % of total no. of warrants</b>	<b>As a % of total no. of shares of the company, assuming full conversion of warrants</b>	
Held by promoter/promoter group	Nil	Nil	Nil	
Held by public	Nil	Nil	Nil	
<b>Total - F</b>	Nil	Nil	Nil	
<b>Total paid-up capital of the company, assuming full conversion of warrants and convertible securities</b>		<b>Rs.5,56,00,000 divided into 55,60,000 Equity Shares of Rs.10/- each</b>		



*[Handwritten signature]*


Statement Showing Shareholding Pattern

Table (I)(a)

Category code	Category of Shareholder	Number of Shareholders	Total number of shares	Number of shares held in dematerialized form	Total shareholding as a percentage of total number of shares		Shares Pledged or otherwise encumbered	
					As a percentage of (A+B) <sup>1</sup> (VI)	As a percentage of (A+B+C) (VII)	Number of shares (VIII)	As a percentage (IX) = (VIII)/(IV)*100
(I)	(II)	(III)	(IV)	(V)	(VI)	(VII)	(VIII)	(IX) = (VIII)/(IV)*100
(A)	Shareholding of Promoter and Promoter Group <sup>2</sup>							
1	Indian							
(a)	Individuals/ Hindu Undivided Family	16	2843830	1154130	51	51	Nil	Nil
(b)	Central Government/ State Government(s)							
(c)	Bodies Corporate							
(d)	Financial Institutions/ Banks							
(e)	Qualified Foreign Investors							
(f)	Any Others(Specify)							
	Sub Total(A)(1)	16	2843830	1154130	51	51	Nil	Nil
2	Foreign							
a	Individuals (Non-Residents Individuals/ Foreign Individuals)							
b	Bodies Corporate							
c	Institutions							
d	Any Others(Specify)							
	Sub Total(A)(2)	0	0	0	0	0		



Category code	Category of Shareholder	Number of Shareholders	Total number of shares	Number of shares held in dematerialized form	Total shareholding as a percentage of total number of shares		Shares Pledged or otherwise encumbered	
					As a percentage of (A+B) <sup>1</sup>	As a percentage of (A+B+C)	Number of shares	As a percentage
	Total Shareholding of Promoter and Promoter Group (A)= (A)(1)+(A)(2)	16	2843830	1154130	51	51	Nil	Nil
(B)	Public shareholding							
1	Institutions							
(a)	Mutual Funds/ UTI	0	0	0				
(b)	Financial Institutions / Banks	2	413300	413300	7	7		
(c)	Central Government/ State Government(s)							
(d)	Venture Capital Funds							
(e)	Insurance Companies							
(f)	Foreign Institutional Investors							
(g)	Foreign Venture Capital Investors							
(h)	Qualified Foreign Investors							
(i)	Any Other (specify)							
	Sub-Total (B)(1)	2	413300	413300	7	7		
B 2	Non-institutions							
(a)	Bodies Corporate	57	494905	493905	9	9		
(b)	Individuals							



Category code	Category of Shareholder	Number of Shareholders	Total number of shares	Number of shares held in dematerialized form	Total shareholding as a percentage of total number of shares	As a percentage of (A+B) <sup>1</sup>	As a percentage of (A+B+C)	Number of shares	As a percentage	Shares Pledged or otherwise encumbered
I	Individuals -i: Individual shareholders holding nominal share capital up to Rs 1 lakh	2010	1321256	967201	24	24				
II	ii. Individual shareholders holding nominal share capital in excess of Rs. 1 lakh.	22	448284	428284	8	8				
(c)	Any Other (NRIs)	5	9600	9600	0	0				
(c-i)	HUFs	21	28825	28825	1	1				
	Sub-Total (B)(2)	2115	2302870	1927815	42	42				
(B)	Total Public Shareholding (B)= (B)(1)+(B)(2)	2117	2716170	2341115	49	49			N.A.	N.A.
	TOTAL (A)+(B)	2133	5560000	3495245	100	100			0	0.00
(C)	Shares held by Custodians and against which Depository Receipts have been issued									
1	Promoter and Promoter Group	0	0	0	0	0			0	0.00
2	Public	0	0	0	0	0				
	Sub-Total (C)	0	0	0	0	0				
	GRAND TOTAL (A)+(B)+(C)	2133	5560000	3495245	100	100			0	



Sr.No	Notes
1	
2	
3	
4	
5	
6	
7	
8	
9	



*[Handwritten signature]*

(1)(b) Statement showing holding of securities (including shares, warrants, convertible securities) of persons belonging to the category "Promoter and Promoter Group"


Sr. No.	Name of the shareholder	Details of Shares		Encumbered shares		Details of warrants		Details of convertible		Total shares (including underlying shares assuming full conversion of warrants and convertible securities) as a % of diluted share capital	
		Number of shares held	As a % of grand total (A) +(B) +( C )	No.	As a percentage	As a % of grand total (A)+(B)+(C) of sub-clause (I)(a )	Number of warrants held	As a % total number of warrants of the same class	Number of convertible securities held		As a % total number of convertible securities of the same class
(i)	(ii)	(iii)	(iv)	(v)	$(vi) = \frac{(v)}{(ii)} \times 100$	(vii)	(viii)	(ix)	(x)	(xi)	(xii)
1	SREEKANTH REDDY, S	1149500	20.67	Nil	Nil	Nil	Nil	Nil	Nil	Nil	21
2	RACHANA SAMMIDI	593730	10.68	Nil	Nil	Nil	Nil	Nil	Nil	Nil	11
3	VEERA REDDY, S	180200	3.24	Nil	Nil	Nil	Nil	Nil	Nil	Nil	3
4	VANAJATHA, S	147100	2.65	Nil	Nil	Nil	Nil	Nil	Nil	Nil	3
5	ANAND REDDY SAMMIDI	152200	2.74	Nil	Nil	Nil	Nil	Nil	Nil	Nil	3
6	P SUCHARITHA REDDY	105200	1.89	Nil	Nil	Nil	Nil	Nil	Nil	Nil	2
7	ARUNA, S	118400	2.13	Nil	Nil	Nil	Nil	Nil	Nil	Nil	2
8	MALATHI, W	110900	1.99	Nil	Nil	Nil	Nil	Nil	Nil	Nil	2
9	MADHAVI, N	110700	1.99	Nil	Nil	Nil	Nil	Nil	Nil	Nil	2
10	M RADHIKA REDDY	55200	0.99	Nil	Nil	Nil	Nil	Nil	Nil	Nil	1
11	P SUDERSHAN REDDY	50000	0.90	Nil	Nil	Nil	Nil	Nil	Nil	Nil	1
12	P RAJITH REDDY	50000	0.90	Nil	Nil	Nil	Nil	Nil	Nil	Nil	1
13	REDDY, W.R.	10000	0.18	Nil	Nil	Nil	Nil	Nil	Nil	Nil	0
14	SURESH REDDY, N	5700	0.10	Nil	Nil	Nil	Nil	Nil	Nil	Nil	0
15	RANGANAYAKAMMA	2500	0.04	Nil	Nil	Nil	Nil	Nil	Nil	Nil	0
16	RAGHAVA REDDY, N	2500	0.04	Nil	Nil	Nil	Nil	Nil	Nil	Nil	0
	TOTAL	2843830	51.15	Nil	Nil	Nil	Nil	Nil	Nil	Nil	51



(1)(c)(i)

Statement showing holding of securities (including shares, warrants, convertible securities) of persons belonging to the category "Public" and holding more than 1% of the total number of shares

Sr. No.	Name of the shareholder	Number of shares held	Shares as a percentage of total number of shares {i.e., Grand Total (A)+(B)+(C) indicated in Statement at para (1)(a) above}	Details of warrants		Details of convertible securities		Total shares (including underlying shares assuming full conversion of warrants and convertible securities) as a % of diluted share capital
				Number of warrants held	As a % total number of warrants of the same class	Number of convertible securities held	% w.r.t total number of convertible securities of the same class	
1	THE MADHAVPURA MERCANTILE CO-OP. BANK LTD.	400000	7.19					7.19
2	TWINVEST FINANCIAL SERVICES LTD	238306	4.29					4.29
TOTAL		638306	11.48					11.48



Statement showing holding of securities (including shares, warrants, convertible securities) of persons (together with PAC) belonging to the category "Public" and holding more than 5% of the total number of shares of the company

(s) of the holder(s) and persons Acting in (PAC) with them	Number of shares	Shares as a percentage of total number of shares i.e., Grand Total (A)+(B)+(C) indicated in Statement at para (I)(a) above}	Details of warrants		Details of convertible		Total shares (including underlying shares assuming full conversion of warrants and convertible securities) as a % of diluted share capital
			Number of warrants	As a % total number of warrants of the same class	Number of convertible securities held	% w.r.t total number of convertible securities of the same class	
MPJURA E CO-OP.	400000	7.19					7.19
L	400000	7.19					7.19



*[Handwritten Signature]*



(1)(d)

Statement showing details of locked-in shares

Sr. No.	Name of the shareholder	Number of locked-in shares	Locked-in shares as a percentage of total number of shares {i.e., Grand Total (A)+(B)+(C) indicated in Statement at para (1)(a) above}
NIL			



*[Handwritten signature]*

Statement showing details of Depository Receipts (DRs)

Type of outstanding DR (ADRs, GDRs, DRs, etc.)	Number of outstanding DRs	Number of shares underlying outstanding DRs	Shares underlying outstanding DRs as a percentage of total number of shares {i.e., Grand Total (A)+(B)+(C) indicated in Statement at para (I)(a) above}
Nil			

Statement showing holding of Depository Receipts (DRs), where underlying shares held by "promoter/promoter group" are in excess of 1% of the total number of shares

Name of the DR holder	Type of outstanding DR (ADRs, GDRs, SDRs, etc.)	Number of shares underlying outstanding DRs	Shares underlying outstanding DRs as a percentage of total number of shares {i.e., Grand Total (A)+(B)+(C) indicated in Statement at para (I)(a) above}
Nil			

